

Executive Summary with Graphs



Back Office Data
ABC Companies

Invoice dates from 01Jan2009 to 08Sep2009

Air Charges Summary	Totals	Averages
Transactions - Invoices:	263	
Credits:	1	
Total Transactions:	264	
Net # of Trips:	262	
Air Charges:	\$180,303.32	\$688.18
Savings:	\$250,665.63	\$956.74
Negotiated Savings:	\$1,391.90	
# of Exceptions:	67	
Lost Savings:	\$32,893.52	\$125.55
Service Fees:	\$6,571.00	

Top 5 City Pairs	# of Segs	Amount
Charlotte<->CHI-Ohare	49	\$9,089.31
Charlotte<->Nw Arkansas Reg Ap	40	\$13,187.23
Charlotte<->NYC-Laguardia	37	\$4,805.61
Charlotte<->Minneapolis	29	\$6,366.55
Charlotte<->Orlando	23	\$5,645.55

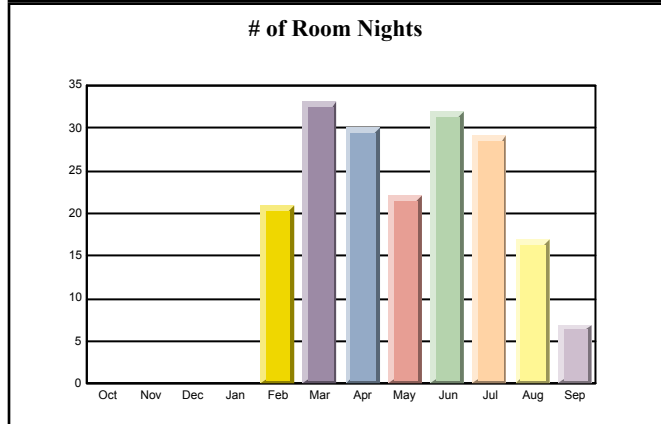
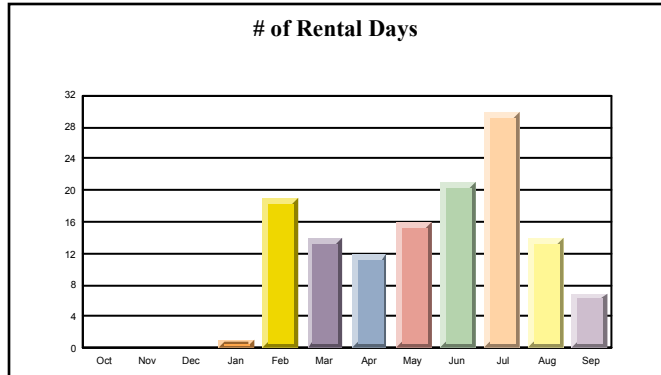
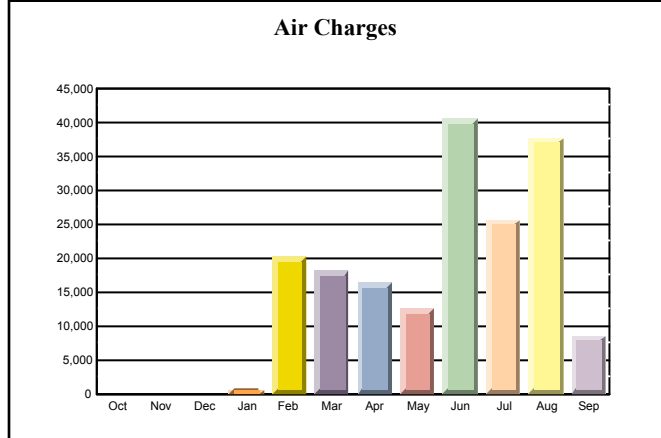
Car Rental Summary	Totals	Averages
# of Cars Rented:	93	
# of Days Rented:	134	1.44
Cost (booked rate):	\$7,399.60	\$55.92
Cost per Day:	N/A	\$55.22

Top 5 Car Rental Cities	# of Days	Amount
CHARLOTTE, NC	60	\$3,081.71
FAYETTEVILLE, AR	14	\$682.68
BOSTON, MA	8	\$517.39
CHICAGO, IL	8	\$500.65
PORTLAND, OR	8	\$371.40

Hotel Bkg Summary	Totals	Averages
# of Bookings:	130	
# of Nights:	191	1.47
Cost (booked rate):	\$31,011.79	\$155.68
Cost per Night:	N/A	\$162.37

Top 5 Hotel Cities	# of Nights	Amount
CHARLOTTE, NC	52	\$6,221.00
NEW YORK, NY	26	\$7,678.00
ROGERS, AR	13	\$1,278.45
MINNEAPOLIS, MN	11	\$2,139.00
PORTLAND, OR	8	\$1,212.00

Invoice dates from 01Oct2008 to 30Sep2009



Invoice dates from 01Jan2009 to 08Sep2009

